




The cLc Learning Platform is supporting teaching and improving learning outcomes in schools around the world. These Best Practice examples enable teachers to share experiences, ideas and recommendations to support and aid other teachers tackling the same challenges.

Find more cLc Best Practice along with curriculum maps and 'How To' guides & films at www.clcsuccess.com


School: The Hawthorns Primary School	LA: Wokingham
Teacher: Stephanie McKay	Students: Year 1
Contact: stephanie.mckay@hawthorns.wokingham.sch.uk	
Learning Focus: To share children's stories with a real global audience.	
Curriculum Focus: Literacy (Story Writing) Art and Design, ICT	
Tools used:  Custom pages,  Links	





How this worked in practice: Hawthorns School registered to take part in the UniServivity Collaborative Project 'It's A Small World'. The main character within the It's A Small World project is called Benny Bear, and one of the activities within the project is to write a story about Benny Bear going on an adventure. The children used 2 Create a Story to make these stories using sound, drawing and text, and developed narratives providing readers with an introduction, a plot and a conclusion. Once the children had completed their stories, they saved them in flash format within 2Create A Story, and then added these swf files to their cLc learning platform. The teacher helped the children to embed their flash stories into a  Custom page (seen in example above right), and made a link from the school area of the project (seen in example above left), which showed the stories titles and the authors names. This meant that students from around the country, and even around the world, were able to view the stories along with parents, teachers and other class members, giving children's work a real international audience.

By the end of this sequence of work children had developed skills in:
ICT: 2Simple > 2Create a Story (publishing)
Literacy: Story Writing > Plot, Characters
Art and Design: Story Illustration

Next Steps: Children could now create a  forum which could enable those reading the stories to offer peer assessment, suggestion and appreciation. Children could use the feedback to develop further chapters for their stories as an extended writing activity.